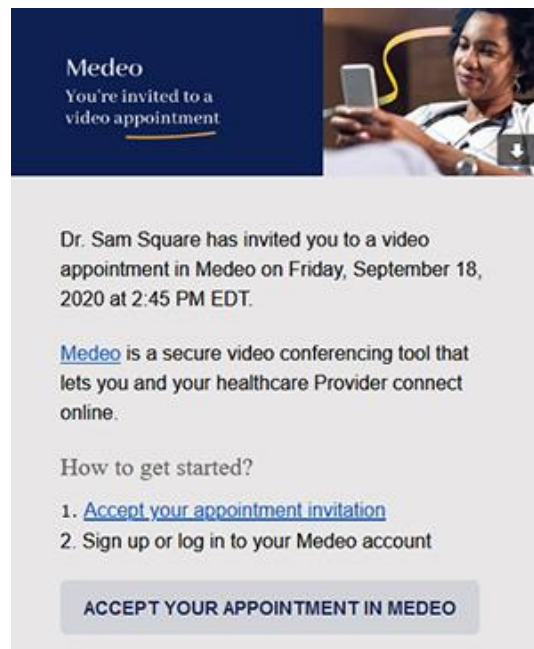


Instructions for using Medeo

Medeo is a communication tool that allows patients book their appointments online, conduct virtual appointments with their physician, or conduct secure messaging with the clinic. If you would like access to Medeo, please contact us at 204-410-5200 to receive an email invitation.

Step 1 - Open Your Medeo Invitation

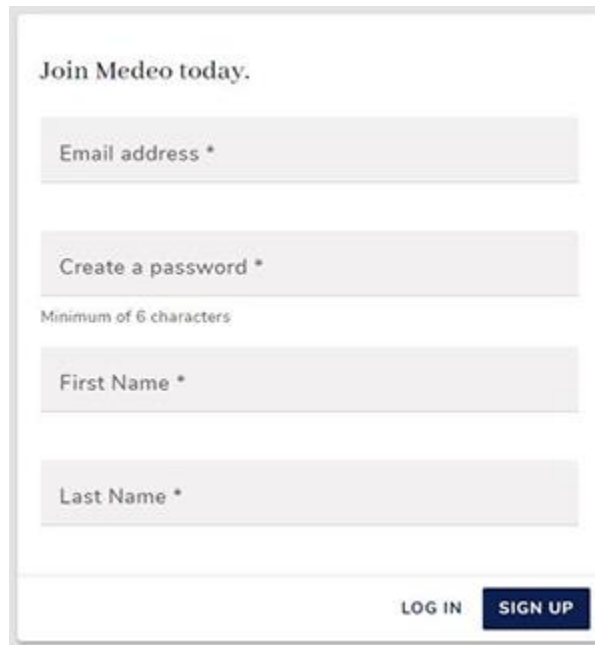
- To register for Medeo, open the email invitation we've sent you.
- Review the message details carefully, then click on one of the links provided:
 - *Accept your appointment invitation*
 - *Sign up or log in to your Medeo account*
 - *View your secure message*
 - *Book your appointment now*
- Your email invitation will look similar to the example below. If you haven't received a Medeo email invitation, contact us at 204-410-5200 to receive one.



Step 2 - Enter Your User Details and Appointment Information

In the new browser window, select *Create a New Medeo Account* and enter your details and a password of your choosing that is at least 6 characters long. Please register for Medeo using the same email address that you provided to our clinic.

If you're accepting or requesting a Medeo appointment, complete the additional entries of *Clinic, Provider, Appointment Type (video, follow up, or in person), Date, and Time*. Then click *Sign Up* or *Next*.



Join Medeo today.

Email address *

Create a password *

Minimum of 6 characters

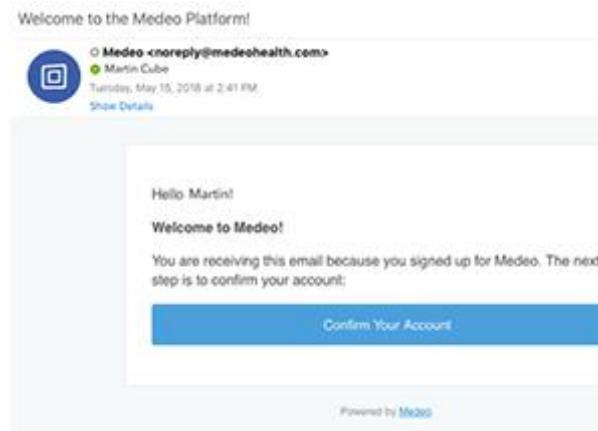
First Name *

Last Name *

LOG IN SIGN UP

Step 3 - Verify Your Account

Check your email for a verification link to finish setting up your Medeo account. Check your junk mail, spam, or promotions folder if the invitation or verification email is not in your inbox.





Step 4 – Log in to Medeo on your Mobile Device or Computer

Download the App

Download the Medeo mobile app on your [iPad](#), [iPhone](#), or [Android device](#), then log in with your email address and password.

Bookmark the Medeo Page

To access Medeo on a personal computer, head to patient.medeohealth.com then log in with your email address and password.

For future convenience, bookmark the [Medeo Patient page](#) in your web browser (shortcut: CTRL+D).

Stay Subscribed

As a Medeo patient, you'll occasionally receive appointment reminders and secure message notifications in your email inbox. It's important that you stay subscribed in order to keep getting these emails and keep in touch with us for online booking, video visits, or secure patient messaging.

Medeo works on Chrome, Safari, Firefox, Edge, and Opera. See full [system requirements here](#).

Note: To ensure you receive reminders about upcoming healthcare appointments, please add the Medeo email address (noreply@medeohealth.com) to your email address book.

Note: You only need to create a Medeo account once. If you already have an account with another healthcare provider, opening an invitation from us will link your account with their clinic. That means you can use one Medeo account to connect with several clinics.